



THE COUNCIL OF THE SHIRE OF COOLAMON ORDINARY MEETING

Councillors are advised that the Ordinary Meeting of Council will be held in the Council Chambers, Coolamon on **Thursday, 16th May, 2024** at **3.00pm**.

In accordance with Council's Code of Meeting Practice, this Council Meeting is being recorded and will be placed on Council's webpage for public information.

All present today are reminded that by speaking you are agreeing to your view and comments being recorded and published.

You are also reminded that, if or when speaking, you are to be respectful to others and use appropriate language. Coolamon Shire Council accepts no liability for any defamatory or offensive remarks or gestures during this Council Meeting.

BUSINESS:

- 1) Apologies
- 2) Declarations of Interest.
- 3)
 - a. Confirmation of Minutes of the Meeting held 18th April, 2024.
 - b. Matters arising out of Minutes. (Not elsewhere reported)
- 4) [Correspondence](#)
 - a. Agenda A (Information Only)
 - b. Agenda B
- 5) General Manager's Report
 - 5.1 [General Manager's Report](#)
 - 5.2 [Executive Manager, Corporate & Community Services' Report](#)
 - 5.3 [Executive Manager, Engineering & Technical Services' Report](#)
 - 5.4 [Executive Manager, Development & Environmental Services' Report](#)
- 6) Reports: Delegates/Mayor/Councillors

Shire Hall,
COOLAMON NSW 2701

Tony Donoghue
GENERAL MANAGER

16th May, 2024.

Note: All Mobile Phones must be turned off during the course of the Meeting

4) CORRESPONDENCE

AGENDA A (FOR INFORMATION ONLY)

➔ 1a) ACTIVITY REPORTS

- 1) Operating Statistics of the Coolamon Shire Library for April 2024.
[Attachment No. 1.1](#)
- 2) Tourism and Business Development Officer's Report for April 2024
[Attachment No. 1.2](#)
- 3) Road Safety Officer's Report for April 2024. [Attachment No. 1.3](#)
- 4) Allawah Community Care Report for April 2024. [Attachment No. 1.4](#)

General Manager's Note

The above reports are operating reports only for use by Senior Staff. They are submitted to Council as part of Agenda A for information only.

2a) INFORMATION PAPERS

➔ The following papers have been **distributed** with Council's supplementary material as being matters of information/interest to Councillors. If Councillors desire any further information on the matters distributed, then that can be raised with the General Manager.

- 1) Minutes from the Ardlethan Showground Committee meeting held 16th April 2024 and Treasurer's Report for the period from August 2023 to April 2024.
[Attachment No. 2.1](#)
- 2) Minutes from the Coolamon District History Group meetings held 30th March 2024 and 27th April 2024. [Attachment No. 2.2](#)
- 3) Minutes from the Advance Ganmain Committee meeting held 10th April 2024.
[Attachment No. 2.3](#)
- 4) Draft Minutes from the REROC Board Meeting held 19th April 2024.
[Attachment No. 2.4](#)
- 5) Draft Minutes for the Country Mayor Association Meeting held 22nd March 2024. [Attachment No. 2.5](#)

Note: The Minutes of the Section 355 Committees are for notation only and this does not necessarily mean any action recommended has been endorsed by Council. The Section 355 Committee will need to follow the appropriate due process to action any recommendations.

5.1 GENERAL MANAGER REPORTS

- GM1) [DRAFT 2024/2028 DELIVERY PROGRAMME AND 2024/2025 OPERATIONAL PLAN \(BUDGET\) \(S.11-06, SC516\)](#)
- GM2) [MEL MAYER \(C.12-01, SC144\)](#)
- GM3) [COMMUNITY SATISFACTION SURVEY RESULT \(S.10-04, SC387\)](#)
- GM4) [PUBLIC ACCOUNTS COMMITTEE – INQUIRY INTO THE ASSETS, PREMISES AND FUNDING OF THE NSW RURAL FIRE SERVICE \(F.03-11, SC459\)](#)
- GM5) [COOLAMON CARAVAN PARK COMPLAINTS RESPONSE REPORT \(C.01-03, SC65\)](#)
- GM6) [ELECTION UPDATE \(E.01-01, SC157\)](#)
- GM7) [2024 EVENT FUNDING PROGRAM – EVENT APPLICATIONS \(E.07-01, SC491\)](#)

5) GENERAL MANAGER'S REPORT

5.1 GENERAL MANAGER REPORTS

GM1) DRAFT 2024/2028 DELIVERY PROGRAMME AND 2024/2025 OPERATIONAL PLAN (BUDGET) (S.11-06, SC516)

➔ The Draft 2024/2025 Operational Plan (annual budget) and the 2024/2028 Delivery program are presented here for Councils consideration.

- Draft 2024/2025 Operational Plan Book 1 [Attachment No. GM1.1](#)
- Draft 2024/2025 Operational Plan Book 2 [Attachment No. GM1.2](#)
- Draft 2024/2025 Operational Plan Book 3 [Attachment No. GM1.3](#)

Council has a responsibility to incorporate the financial management of our operations together with our community's vision for the future. This Integrated Planning and Reporting (IP&R) process is about ensuring that the services we provide and the money spent on delivering them, is a reflection of our community's wishes and expectations.

Whilst our main purpose is to ensure that the roads, rates and rubbish are looked after, Coolamon Shire Council also undertakes many non-traditional roles as part of servicing the expectations of our community's needs. For example, provision of aged care and child care form part of our business models and are rolled out as services to families and the elderly.

In addition, as part of our regional involvement, Coolamon Shire Council manages the functions and finances of the Riverina Regional Library (RRL) and provides support for the Riverina Eastern Regional Organisation of Councils (REROC) and Riverina Zone of the Rural Fire Service.

From the financial estimates included in this report you will see that Council continues to operate in a financially sustainable manner, this is achieved despite the continual cost shifting from the State Government and the ever expanding roles placed on Local Government. Regardless of this, Council have not sought any Special Rate Variations (SRV) and the budgets do not include any such proposal in the ten year forecasts. This is despite the fact that 55 Councils across NSW have sought special rate variations over the last 5 years ranging from 20-60% to underpin their business.

The Independent Pricing and Regulatory Tribunal (IPART) have determined that the 2024/2025 rate peg for Coolamon Shire will be at 5.9%. This determination is

the percentage that Council raise the rates by and is reflective of our council's growth. This has been incorporated into the financial estimates.

The next financial year is expected to result in a surplus of \$9.4 million (\$31.672 million operating income and \$22.232 million operating expenditure). The majority of this surplus is related to the grant funding of projects that Council have applied for. Failure to receive this funding will see a significant reduction in this surplus.

With the completion of the Business Park in Coolamon, Council will now focus on several long term projects that will require significant funding and support from other levels of Government, as well as some local projects.

These are:

- Equine Precinct at the Coolamon Showground
- Construction of additional storage dams associated with the Coolamon treatment works
- Advocacy and planning for a new hospital
- Essential worker accommodation
- Energy efficiency through solar and battery provision on Council buildings.

Recommendation

That Council place the Draft 2024/2028 Delivery Programme and 2024/2025 Operational Plan on public display.

GM2) MEL MAYER (C.12-01, SC144)

Council has been advised that Mel Mayer has attended his last event as part of his role with supporting the sound system and public address for Community Events.

- ➔ Mel Mayer was acknowledged at the most recent ANZAC Day Memorial held in Coolamon. An article was written in the Narrandera Argus that reflects the occasion. [Attachment No. GM2](#)

The Service that Mel Mayer has provided to the Coolamon Shire Communities has been extensive and provided to an exceptionally high standard. He has undertaken this role as a volunteer and supported Council.

Mel has received many accolades and acknowledgments for his work, including an Honoured Citizen in 2014.

Recommendation

That Council acknowledge Mel Mayer's support over many years.

GM3) COMMUNITY SATISFACTION SURVEY RESULT (S.10-04, SC387)

Coolamon Shire Council had Taverner Research Group undertake a Community Satisfaction Survey of how residents felt regarding the services of Coolamon Shire Council. This research is conducted every four years and is part of the process associated with a review of the Council term.

- ➔ Council's satisfaction rating amongst the Community dropped from 3.94 out of 5 in 2021 to 3.67 in 2024. A copy of the report has been attached for your information. [Attachment No. GM3](#)

Several things to note are that this was originally designed to be a phone survey which was the same as previously held surveys. The number of people who are contactable by phone and are then willing to undertake the survey is diminishing. Council required 300+ responses to ensure the statistical analysis was robust but only 250 responses were gathered. This means that the margin of error is $\pm 5.95\%$ at 95% confidence level. Council also ran an online survey simultaneously to support the phone survey and to make the survey statistically comparable.

What this does is slightly change the dynamics of the reporting, as a cold call has a different cohort than people who put forward an online survey. For this reason the report also includes the online survey results at the end.

None the less the survey results indicate that the biggest issues are:

- The availability of banking services - not in Council's control
- Maintaining the unsealed road network
- Management of waste depot and recycling

Whilst those services that receive the greatest satisfaction were:

- Library services
- The appearance of public spaces

The survey is valuable to staff, and as an example indicates that there has been a shift from previous surveys over the change in people who previously received their information from the newsletter to now prefer Facebook. This will mean Council should now consider this when making contact with the community.

Recommendation

That Council note the survey results.

GM4) PUBLIC ACCOUNTS COMMITTEE – INQUIRY INTO THE ASSETS, PREMISES AND FUNDING OF THE NSW RURAL FIRE SERVICE (F.03-11, SC459)

Council has provided a submission to the Public Accounts Committee in regard to the operations of the RFS.

→ A copy of the terms of reference has been attached together with the submission.

[Attachment No. GM4.1](#)

[Attachment No. GM4.2](#)

As it is noted in the submission, the financial management and operations of the RFS has been an issue that this Council has raised numerously in many forums. We believe that the RFS is an important service to our Community and the sustainability of the service needs to be paramount when determining its funding and expenses.

Recommendation

For Council information

GM5) COOLAMON CARAVAN PARK COMPLAINTS RESPONSE REPORT (C.01-03, SC65)

Complaints were reported to Councillors regarding the Coolamon Caravan Park by patrons who utilised the facility over the weekend of the annual Coolamon Bottle and Collectables Fair, where some collectors stayed at the Coolamon caravan Park.

As a result, the Council requested that these complaints be investigated and to this end, a meeting was held with the Caravan Park Contractors on the 24th of April 2024.

Outcomes of Discussions

The discussions that were held accorded the matter due process and provided an opportunity for a response to be made by the Caravan Park Operators in regards to the complaints and allegations.

The discussion that was held and responses provided at the meeting, provided a clearer and a more accurate representation of the situation and it is my view that

the Caravan Park Operators conducted themselves in a professional manner and have provided a satisfactory response.

- ➔ A copy of the Caravan Park Operators response is attached to this report.
[Attachment No. GM5.1](#)
- ➔ During the meeting the Caravan Park Operators indicated the concerns they received from patrons about ensuring people in the park were safe. Whilst not specific to the bottle show, this goes to the point of how do you want to manage a facility – have rules and abide by them, or a free for all for people who are staying. The rules that people are provided with upon entry are attached.
[Attachment No. GM5.2](#)

Obviously managing a Caravan park has both people who want to enjoy their stay catching up with friends and drinking, and those that want to have peace and quiet.

When I discussed other issues of concern raised by individuals who have stayed at the Park there was generally a disagreement over behaviour and abiding by the rules that instigated the negative feedback to Council.

Recommendation

That Council note the report titled 'Coolamon Caravan Park Complaints Response Report'.

GM6) ELECTION UPDATE (E.01-01, SC157)

- ➔ Council has received the latest installment from the NSW Electoral Committee in regard to the upcoming Local Government elections. [Attachment No. GM6](#)

As can be seen there will be other opportunities for perspective candidates to undertake online information sessions and we will advise the community of such.

Recommendation

That Council note the report.

GM7) 2024 EVENT FUNDING PROGRAM – EVENT APPLICATIONS (E.07-01, SC491)

The Coolamon Shire Council Event Funding Program provides financial assistance for community or tourism related events held within the Shire. Funds are to assist new and existing events to grow and increase levels of day and overnight visitation.

Applicants can apply for funds from a pool of \$10,000 (maximum of \$3,000 per application, no minimum amount), which will be assessed and allocated as per the program guidelines. The event must be held between 1 January 2024 to 31 December 2024. Funds will be available until money has been exhausted.

Funding must be used for:

- a. Promotion and marketing – Items and activities to assist with the promotion and marketing of the event (Eg: graphic design, printing, photography, TV/radio/social media advertising); or
- b. Item or activity that will increase attendees to the event

2024 event funding already allocated includes:

- Art Festival on Ford - \$2,500
- Coolamon Fire Muster - \$1,500



This report includes the following event seeking funding:







1. EVENT NAME: ARDLETHAN SHOW

Event Date: 21 September 2024

Requesting Amount: \$3000

Event organiser: Jenny Kuemmel (Ardlethan Show Society)

Assessment Item	Applicant : Ardlethan Show
Event description	A show that highlights agricultural activities and showcases the skills of local community in the traditional areas of cooking, needlework, art and crafts.
Requesting amount	\$3000
The requested funds have been allocated to marketing and promotional purposes OR key attraction that will increase visitation	 Requesting money for TV advertising
The applicant is a community based not-for-profit organisation (or an individual), such as an	

Advance committee, School P&C, sporting club etc	
Does this event: Answer "Yes" to any of the statements made under the heading "Not eligible for funding".	Event is eligible
Would this funding support growth of an existing event AND/OR increase the number of visitors or the length of stay of visitors?	 Aim to increase visitation and attendees
Funding this event would assist to gain positive regional, state-wide or national media coverage for the event and the Shire	 Increase regional coverage with radio
Does this event: a) Demonstrate evidence of attempting to gain support and/or funding from other sources b) Show evidence of attempted or actual collaboration with other events and industry operators	 Event organisers work with Advance Ardlethan, local businesses, community groups and other events – Including Men's Shed, CWA etc.
Does this project work with council on the best method to promote the event e.g has the recipient registered their event information with the Annual Events Marketing Campaign?	 Event is registered with Council's promotion and event application has been received.
Has the project supplied all of the necessary supporting documentation?	 Currently working with committee to complete Council's event paperwork
Does the event align with the Community Plan?	
Has this event received Coolamon Shire Event Funding previously?	2019 – \$1,467 2023 - \$3,000
Proposed spend:	TV and radio advertisement


Previous Funding Recipients

Year	Event	Amount
2015	Ganmain Show	\$3,000
	Ardlethan Country Music Festival	\$3,000
2016	Ganmain Public School P&C Triathlon	\$2,000
	Ardlethan Country Music Festival & Talent Quest	\$2,000
	Ganmain Agricultural Show	\$2,000
2017	Up2Date Art Exhibition	\$3,000
	Ganmain Historical Society Open Day	\$3,000
2018	Ganmain Historical Society Open Day	\$2,000
	Ganmain P&C Public School Triathlon	\$3,000
2019	Ardlethan Art Prize	\$1,000
	Ardlethan Show	\$1,467
	Coolamon Fire Muster	\$2,000
	Ganmain Triathlon	\$1,500
2020	Ardlethan Country Music Festival	\$1,500
	Ganmain Historical Open Day	\$870
	NSW Men's Sandgreen Championships	\$1600
	Up2Date Art Exhibition	\$1500
2021	Coolamon Fire Engine Muster	\$2500
	Coolamon Touch Football	\$1000
	Red Nose Day Rural Style	\$1000
2022	Coolamon Fire Engine Muster	\$1000
	Coolamon Whole Town Garage Sale	\$500
2023	Ganmain Markets	\$2700
	Ardlethan Agricultural Show	\$3000
	Art Festival on Ford	\$1000
	Marrar Madness	\$2000
	Coolamon Whole Town Garage Sale	\$300
2024	Art Festival on Ford	\$2500
	Coolamon Fire Muster	\$1500
Total		\$53,437

Assessment

- Applications has previously received funding
- Event using funds to promote and attract visitors through promotion.
- Previous event were successfully attended by the community and visitors.
- Funding will enhance promotion. Funding will be used for radio and tv.
- This funding aims to support event growth and improve sustainability. It is

This is Page No. _____ of the Minutes of the Ordinary Meeting of the Council of the Shire of Coolamon held in the Council Chambers, Coolamon on the 16th May, 2024.

..... MAYOR 

.....GENERAL MANAGER.

not intended as an annual allocation.

- These two events are the first to have applied for funding across the calendar year.

Ardlethan Agricultural Show

- Received funding for two prior events – Total \$4,467
- Has received \$3,000 funding last year.
- Council supports this event, it increases visitation to the town for the day
- The event attracts a large number of attendees
- Recommended to support event with \$2,000. (Requested \$3000)
- Funds remaining are \$4,000 for further event support during the 2024 calendar year.

Recommendation


That Council:

1. Approve the below funding allocation:
 - Ardlethan Agricultural Show - \$2,000, and
2. Note that \$4,000 remains for additional event support

5.2 EXECUTIVE MANAGER, CORPORATE & COMMUNITY SERVICES' REPORTS

CS1) [FINANCE REPORT AS AT 30TH APRIL 2024](#)

This is Page No. _____ of the Minutes of the Ordinary Meeting of the Council of the Shire of Coolamon held in the Council Chambers, Coolamon on the 16th May, 2024.

..... MAYOR  GENERAL MANAGER.

5.2 EXECUTIVE MANAGER, CORPORATE & COMMUNITY SERVICES' REPORTS

CS1) FINANCE REPORT AS AT 30TH APRIL 2024

COOLAMON SHIRE COUNCIL INCOME STATEMENT

for the period 1st July 2023 to 30th June 2024

	APRIL 2024	MARCH 2024	FEBRUARY 2024	2023/2024 ORIGINAL BUDGET	2022/2023 ACTUAL
Income from continuing operations					
Rates & annual charges	4,318,742.72	4,319,035.43	4,319,035.43	4,272,318.00	4,148,709.85
User charges & fees	5,793,785.03	5,266,594.93	4,486,729.09	6,855,626.77	5,846,808.28
Other revenues	425,722.95	411,207.59	408,682.76	417,818.84	458,659.60
Grants & contributions provided for operating purposes	5,953,905.81	5,905,677.76	5,428,075.41	8,950,627.74	11,873,448.50
Grants & contributions provided for capital purposes	4,485,716.15	4,482,876.15	3,995,672.15	3,379,682.21	2,323,859.66
Interest and investment revenue	439,944.70	339,092.13	282,347.29	773,622.30	761,695.85
Other income	372,888.69	342,810.91	275,234.43	394,859.64	383,364.53
Net gain from the disposal of assets	485,644.21	448,644.21	360,008.00	396,712.09	124,095.50
Internals	128,772.00	128,772.00	0.00		0.00
Total income from continuing operations	22,405,122.26	21,644,711.11	19,555,784.56	25,441,267.59	25,920,641.77
Expenses from continuing operations					
Employee benefits and on-costs	7,008,147.03	6,169,350.36	5,584,050.64	7,034,510.00	7,691,499.55
Materials & services	6,897,483.63	5,966,096.48	5,525,231.28	9,162,114.54	6,657,897.40
Borrowing costs	12,329.58	12,329.58	8,976.16	10,000.00	65,197.21
Depreciation, amortisation & impairment	3,099,439.50	3,099,439.50	2,066,293.00	4,807,353.10	4,528,903.07
Other expenses	371,673.68	360,243.61	360,243.61	462,597.25	475,405.71
Net loss from the disposal of assets					
Total expenses from continuing operations	17,389,073.42	15,607,459.53	13,544,794.69	21,476,574.89	19,418,902.94
Operating result from continuing operations	5,016,048.84	6,037,251.58	6,010,989.87	3,964,692.69	6,501,738.83
Net operating result for the year before grants and contributions provided for capital purposes	530,332.69	1,554,375.43	2,015,317.72	585,010.48	4,177,879.17


This is Page No. _____ of the Minutes of the Ordinary Meeting of the Council of the Shire of Coolamon held in the Council Chambers, Coolamon on the 16th May, 2024.

..... MAYOR  GENERAL MANAGER.

COOLAMON SHIRE COUNCIL
INCOME STATEMENT BY FUND

April 2024			
	CONSOLIDATED GENERAL FUND	SEWERAGE FUND	TOTAL
Income from continuing operations			
Rates & annual charges	3,573,856.40	744,886.32	4,318,742.72
User charges & fees	5,793,785.03	0.00	5,793,785.03
Other revenues	414,841.31	10,881.64	425,722.95
Grants & contributions provided for operating purposes	5,953,905.81	0.00	5,953,905.81
Grants & contributions provided for capital purposes	3,904,697.70	581,018.45	4,485,716.15
Interest and investment revenue	436,575.24	3,369.46	439,944.70
Other income	372,888.69		372,888.69
Net gain from the disposal of assets	485,644.21	0.00	485,644.21
Internals	169,798.00	(41,026.00)	128,772.00
Total income from continuing operations	21,105,992.39	1,299,129.87	22,405,122.26
Expenses from continuing operations			
Employee benefits and on-costs	6,853,997.01	154,150.02	7,008,147.03
Materials & services	6,553,344.82	344,138.81	6,897,483.63
Borrowing costs	12,329.58		12,329.58
Depreciation & amortisation	2,900,130.75	199,308.75	3,099,439.50
Other expenses	371,673.68	0.00	371,673.68
Total expenses from continuing operations	16,691,475.84	697,597.58	17,389,073.42
Operating result from continuing operations	4,414,516.55	601,532.29	5,016,048.84
Net operating result for the year before grants and contributions provided for capital purposes			
	509,818.85	20,513.84	530,332.69

This is Page No. _____ of the Minutes of the Ordinary Meeting of the Council of the Shire of Coolamon held in the Council Chambers, Coolamon on the 16th May, 2024.

..... MAYOR  GENERAL MANAGER.

GENERAL MANAGER'S REPORT TO MEETING HELD 16TH MAY, 2024.


COOLAMON SHIRE COUNCIL

BALANCE SHEET

for the period 1st July 2023 to 30th June
2024

	APRIL 2024	MARCH 2024	FEBRUARY 2024	2023/2024 ORIGINAL BUDGET	2022/2023 ACTUAL
ASSETS					
Current assets					
Cash and cash equivalents	2,085,308.72	3,546,012.98	3,336,218.02	6,717,652.68	6,379,157.77
Investments	25,793,691.09	25,793,691.09	25,751,512.33	18,501,512.33	20,501,512.33
Receivables	1,195,801.03	1,450,739.92	1,091,957.67	2,617,990.07	2,615,951.33
Inventories	5,178,092.84	5,185,639.05	5,190,880.67	4,234,651.16	5,205,248.66
Other					
Total current assets	34,252,893.68	35,976,083.04	35,370,568.69	32,071,806.24	34,701,870.09
Non-current assets					
Investments					
Receivables	280,092.35	280,092.35	280,092.35	239,087.35	280,092.35
Inventories	429,149.05	429,149.05	429,149.05	429,149.05	429,149.05
Infrastructure, property, plant & equipment	280,988,791.81	279,822,195.29	279,342,767.87	281,750,825.79	272,521,728.89
Accumulated Dep'n - Infrastructure, PP&E	(62,776,159.88)	(62,776,159.88)	(61,752,695.88)	(64,493,755.98)	(59,686,402.88)
Accumulated Imp't - Infrastructure, PP&E	0.00	0.00	0.00	0.00	0.00
Total non-current assets	218,921,873.33	217,755,276.81	218,299,313.39	217,925,306.21	213,544,567.41
Total assets	253,174,767.01	253,731,359.85	253,669,882.08	249,997,112.45	248,246,437.50
LIABILITIES					
Current liabilities					
Payables	9,033,932.55	8,525,000.04	8,388,935.55	9,492,636.94	7,988,636.94
Contract Liabilities	2,793,669.17	2,835,717.34	2,939,942.34	117,783.32	3,924,801.06
Borrowings	0.00	0.00	0.00	0.00	0.00
Employee benefit provisions	2,152,904.88	2,155,179.32	2,151,802.75	2,232,354.50	2,153,354.50
Provisions	31,445.95	31,445.95	31,445.95	0.00	31,445.95
Other	(0.05)	(0.05)	(0.05)	1,433.38	1,433.38
Total current liabilities	14,011,952.50	13,547,342.60	13,512,126.54	11,844,208.14	14,099,671.83
Non-current liabilities					
Payables	4,347.14	4,347.14	4,347.14	4,347.14	4,347.14
Borrowings	0.00	0.00	0.00	0.00	0.00
Employee benefit provisions	113,447.98	113,447.98	113,447.98	113,447.98	113,447.98
Provisions	535,030.89	535,030.89	535,030.89	545,030.89	535,030.89
Total non-current liabilities	652,826.01	652,826.01	652,826.01	662,826.01	652,826.01
liabilities TOTAL	14,664,778.51	14,200,168.61	14,164,952.55	12,507,034.15	14,752,497.84
LIABILITIES					
Net assets	238,509,988.50	239,531,191.24	239,504,929.53	237,490,078.30	233,493,939.66
EQUITY					
Retained earnings	118,229,864.01	119,251,066.75	119,224,805.04	117,209,953.81	113,213,815.17
Reserves	120,280,124.49	120,280,124.49	120,280,124.49	120,280,124.49	120,280,124.49
Internal Assets/Liabilities	0.00	0.00	0.00		0.00
Trust					
Transfer	238,509,988.50	239,531,191.24	239,504,929.53	237,490,078.30	233,493,939.66
Total equity					

This is Page No. _____ of the Minutes of the Ordinary Meeting of the Council of the Shire of Coolamon held in the Council Chambers, Coolamon on the 16th May, 2024.

..... MAYOR 


.....GENERAL MANAGER.

COOLAMON SHIRE COUNCIL BALANCE SHEET BY FUND

April 2023

	CONSOLIDATED GENERAL FUND	SEWERAGE FUND	COOLAMON SHIRE TOTAL
ASSETS			
Current assets			
Cash and cash equivalents	(122,028.04)	2,207,336.76	2,085,308.72
Investments	25,793,691.09		25,793,691.09
Receivables	1,025,312.87	170,488.16	1,195,801.03
Inventories	5,178,092.84		5,178,092.84
Other			0.00
Total current assets	31,875,068.76	2,377,824.92	34,252,893.68
Non-current assets			
Investments			0.00
Receivables	280,092.35		280,092.35
Inventories	429,149.05		429,149.05
Infrastructure, property, plant & equipment	256,818,364.71	24,170,427.10	280,988,791.81
Accumulated Depreciation	(53,863,099.38)	(8,913,060.50)	(62,776,159.88)
Accumulated Impairment	0.00		0.00
Total non-current assets	203,664,506.73	15,257,366.60	218,921,873.33
Total assets	235,539,575.49	17,635,191.52	253,174,767.01
LIABILITIES			
Current liabilities			
Payables	9,033,932.55	0.00	9,033,932.55
Contract Liabilities	2,793,669.17		2,793,669.17
Interfunding			0.00
Interest bearing liabilities	0.00		0.00
Employee benefit provisions	2,152,904.88		2,152,904.88
Provisions	31,445.95		31,445.95
Other	(0.05)	0.00	(0.05)
Total current liabilities	14,011,952.50	0.00	14,011,952.50
Non-current liabilities			
Payables	4,347.14		4,347.14
Interest bearing liabilities	0.00		0.00
Employee benefit provisions	113,447.98		113,447.98
Provisions	535,030.89		535,030.89
Total non-current liabilities	652,826.01	0.00	652,826.01
TOTAL LIABILITIES	14,664,778.51	0.00	14,664,778.51
Net assets	220,874,796.98	17,635,191.52	238,509,988.50
EQUITY			
Retained earnings	108,232,038.80	9,997,825.21	118,229,864.01
Reserves	112,642,758.18	7,637,366.31	120,280,124.49
Internal Assets & Liabilities	0.00		0.00
Trust Transfer			0.00
Total equity	220,874,796.98	17,635,191.52	238,509,988.50

This is Page No. _____ of the Minutes of the Ordinary Meeting of the Council of the Shire of Coolamon held in the Council Chambers, Coolamon on the 16th May, 2024.

..... MAYOR  GENERAL MANAGER.


GENERAL MANAGER'S REPORT TO MEETING HELD 16TH MAY, 2024.

COOLAMON SHIRE COUNCIL
INTERNAL & EXTERNAL RESTRICTIONS

for the period 1st July 2023 to 30th June 2024

	APRIL 2024	MARCH 2024	FEBRUARY 2024 OPENING BALS)	2023/2024 BUDGET (ADJ FOR 2022/2023 ACTUAL	
<i>EXTERNALLY RESTRICTED</i>					
Contract Liabilities	2,408,731.32	2,416,182.61	2,427,306.25	-8,077.62	3,798,939.85
Allawah Lodge Accommodation Payments	4,918,688.58	4,276,196.46	4,381,196.46	4,702,694.29	3,502,694.29
Allawah Village Loan-Licence	4,119,838.00	4,129,838.00	4,129,838.00	4,345,621.84	4,041,621.84
Home Care Packages	5,357.23	5,357.23	5,357.23	49,513.09	49,513.09
Developer Contributions	238,073.46	238,073.46	238,073.46	130,351.76	139,656.28
VPA Contributions					
Grant Revenues	4,687,410.13	5,242,592.98	4,698,969.36	2,653,181.85	2,653,181.85
Sewerage Fund	2,207,336.76	2,243,635.08	2,237,170.87	2,078,600.78	2,016,534.31
Waste Management	793,412.89	833,042.12	844,486.52	752,207.58	719,971.97
Stormwater Management Reserve	0.00	0.00	14,308.92	25,775.00	0.00
Other - Community Transport	339,120.96	345,518.63	353,150.92	315,144.82	315,144.82
	19,717,969.33	19,730,436.57	19,329,857.99	15,045,013.40	17,237,258.30
<i>INTERNALLY RESTRICTED</i>					
Plant Replacement Reserve	1,000,000.00	1,000,000.00	1,000,000.00	0.00	0.00
Employees Leave Entitlements Reserve	1,700,000.00	1,700,000.00	1,700,000.00	1,735,000.00	1,700,000.00
Deferred Works Reserve	212,939.28	212,939.28	159,851.21	300,825.63	358,615.63
Ardlethan Preschool	97,318.02	97,318.02	81,592.02	102,531.02	81,592.02
Asset Management	3,000,000.00	4,500,000.00	4,500,000.00	564,091.41	0.00
Financial Assistance Grant	0.00	0.00	0.00	4,762,788.00	4,762,788.00
Swimming Pools Reserve	75,000.00	75,000.00	75,000.00	75,000.00	75,000.00
Gravel Pits Rehabilitation Reserve	215,000.00	215,000.00	215,000.00	255,000.00	215,000.00
CECC Asset Mgt Reserve	328,926.98	332,453.56	320,539.32	217,713.09	234,788.87
Allawah Lodge Asset Mgt Reserve	879,190.01	920,945.93	795,015.29	946,387.55	946,799.55
Allawah Village Asset Mgt Reserve	295,772.93	304,199.55	307,505.94	429,681.61	457,619.43
	7,804,147.22	9,357,856.34	9,154,503.78	9,389,018.31	8,832,203.50
	356,883.26	251,411.16	603,368.58	811,208.30	811,208.30
Unrestricted					
TOTAL CONSOLIDATED CASH	27,878,999.81	29,339,704.07	29,087,730.35	25,245,240.01	26,880,670.10

This is Page No. _____ of the Minutes of the Ordinary Meeting of the Council of the Shire of Coolamon held in the Council Chambers, Coolamon on the 16th May, 2024.

..... MAYOR  GENERAL MANAGER.

GENERAL MANAGER'S REPORT TO MEETING HELD 16TH MAY, 2024.

DATE INVESTED	INSTITUTION	RATING	INVESTMENT TYPE	AMOUNT INVESTED	TERMS (days)	RATE	MATURITY DATE
13/11/2023	NAB	A1/A+	Term Deposit	\$ 2,000,000	182	5.20%	13/05/2024
19/05/2023	AMP	A2/BBB+	Term Deposit	\$ 1,000,000	364	5.10%	17/05/2024
24/01/2024	NAB	A1/A+	Term Deposit	\$ 2,000,000	119	5.00%	22/05/2024
29/05/2023	AMP	A2/BBB+	Term Deposit	\$ 500,000	365	5.20%	28/05/2024
7/07/2023	AMP	A2/BBB+	Term Deposit	\$ 1,000,000	336	5.75%	7/06/2024
13/06/2023	AMP	A2/BBB+	Term Deposit	\$ 1,000,000	365	5.45%	12/06/2024
24/07/2023	AMP	A2/BBB+	Term Deposit	\$ 500,000	364	5.75%	24/07/2024
3/08/2023	AMP	A2/BBB+	Term Deposit	\$ 1,000,000	365	5.45%	2/08/2024
9/11/2023	Bank of Queensland	A2/BBB+	Term Deposit	\$ 1,000,000	273	5.30%	8/08/2024
9/09/2023	Beyond Bank	A2/BBB	Term Deposit	\$ 1,000,000	365	5.00%	9/09/2024
15/09/2023	Beyond Bank	A2/BBB	Term Deposit	\$ 1,000,000	365	5.20%	15/09/2024
14/09/2023	NAB	A1/A+	Term Deposit	\$ 1,000,000	365	5.15%	13/09/2024
23/09/2023	Beyond Bank	A2/BBB	Term Deposit	\$ 1,000,000	365	5.00%	23/09/2024
1/10/2023	Beyond Bank	A2/BBB	Term Deposit	\$ 1,000,000	365	5.00%	1/10/2024
4/10/2023	NAB	A1/A+	Term Deposit	\$ 1,000,000	365	5.20%	3/10/2024
12/10/2023	AMP	A2/BBB+	Term Deposit	\$ 1,000,000	365	5.10%	11/10/2024
19/10/2023	Beyond Bank	A2/BBB	Term Deposit	\$ 750,000	365	5.00%	19/10/2024
25/10/2023	AMP	A2/BBB+	Term Deposit	\$ 500,000	365	5.15%	24/10/2024
7/11/2023	AMP	A2/BBB+	Term Deposit	\$ 1,000,000	365	5.35%	6/11/2024
4/04/2024	NAB	A1/A+	Term Deposit	\$ 500,000	278	5.00%	7/01/2024
1/02/2024	NAB	A1/A+	Term Deposit	\$ 1,000,000	365	4.95%	31/01/2025
15/02/2024	ING	A1/A+	Term Deposit	\$ 1,000,000	365	5.11%	14/02/2025
21/02/2024	ING	A1/A+	Term Deposit	\$ 1,000,000	365	5.18%	20/02/2025
2/03/2024	Beyond Bank	A2/BBB	Term Deposit	\$ 1,043,691	366	4.80%	2/03/2025
23/04/2024	ING	A1/A+	Term Deposit	\$ 2,000,000	365	5.21%	23/04/2025
TOTAL INVESTED				\$ 25,793,691			

I hereby certify that the above investments have been made in accordance with Section 625 of the *Local Government Act 1993*, clause 212 of the *Local Government (General) Regulation 2021* and Council's Investment Policy.


(Samantha Jennings, Finance Manager)

RESTRICTED CASH, CASH EQUIVALENTS & INVESTMENTS (as at 30 June 2023)

External Restrictions - included in liabilities

Specific purpose unexpended grants	3,798,939.85
Allawah Lodge Bonds & Payments	3,502,694.29
Allawah Village Loan Licences	4,041,621.84
Home Care Packages	49,513.09
	<u>11,392,769.07</u>

External Restrictions - other

Developer contributions - general	139,656.28
Specific purpose grants (recognised as revenue)	2,653,181.85
Sewerage Services	2,016,545.83
Domestic Waste Management	719,971.97
Stormwater Management	-
Other - Community Transport	312,753.25
	<u>5,842,109.18</u>

Internal Restrictions

Plant & vehicle replacement	-
Employees Leave Entitlements	1,700,000.00
Deferred Works	358,615.60
Ardlethan Preschool (non-grant)	81,592.02
Asset management/replacement	-
Financial Assistance Grant Advance	4,762,788.00
Swimming Pools	75,000.00
Rehabilitation of Gravel Pits	215,000.00
Coolamon Early Childhood Centre	234,788.87
Allawah Lodge	946,927.52
Allawah Village	457,619.43
	<u>8,832,331.44</u>

TOTAL RESTRICTIONS

26,067,209.69

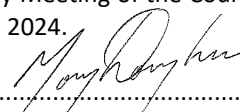
UNRESTRICTED

813,460.41

TOTAL CASH, CASH EQUIVALENTS & INVESTMENTS

26,880,670.10

This is Page No. _____ of the Minutes of the Ordinary Meeting of the Council of the Shire of Coolamon held in the Council Chambers, Coolamon on the 16th May, 2024.

..... MAYOR  GENERAL MANAGER.

GENERAL MANAGER'S REPORT TO MEETING HELD 16TH MAY, 2024.


RATE COLLECTIONS

	ARREARS BFWD	LEVIES INC. INTEREST	TOTAL	COLLECTIONS TO DATE	% TO TOTAL	ADJUSTMENTS INC. PENS CONCESSIONS	ADJ TOTAL	% TO TOTAL	COLLECTABLE BALANCE
30/04/2004	280,098.47	2,043,679.00	2,323,777.47	1,677,294.41	72.18%	119,465.50	2,204,311.97	76.09%	527,017.56
30/04/2005	181,374.69	2,091,692.38	2,273,067.07	1,626,617.19	71.56%	107,988.63	2,165,078.44	75.13%	538,461.25
30/04/2006	163,566.58	2,169,625.91	2,333,192.49	1,683,250.32	72.14%	107,441.79	2,225,750.70	75.63%	542,500.38
30/04/2007	185,519.90	2,260,981.60	2,446,501.50	1,722,786.59	70.42%	108,953.66	2,337,547.84	73.70%	614,761.25
30/04/2008	236,912.33	2,428,587.52	2,665,499.85	1,865,933.72	70.00%	124,309.39	2,541,190.46	73.43%	675,256.74
30/04/2009	277,343.62	2,507,286.42	2,784,630.04	1,966,135.21	70.61%	125,542.05	2,659,087.99	73.94%	692,952.78
30/04/2010	239,371.45	2,611,021.74	2,850,393.19	1,996,151.80	70.03%	123,212.92	2,727,180.27	73.19%	731,028.47
30/04/2011	309,194.09	2,741,844.78	3,051,038.87	2,157,427.44	70.71%	171,463.22	2,879,575.65	74.92%	722,148.21
30/04/2012	239,162.46	2,881,354.22	3,120,516.68	2,284,831.98	73.22%	129,213.07	2,991,303.61	76.38%	706,471.63
30/04/2013	207,935.41	3,046,638.80	3,254,574.21	2,371,440.17	72.86%	127,981.49	3,126,592.72	75.85%	755,152.55
30/04/2014	230,807.22	3,155,247.76	3,386,054.98	2,460,188.54	72.66%	124,598.22	3,261,456.76	75.43%	801,268.22
30/04/2015	263,562.88	3,305,691.33	3,569,254.21	2,555,229.76	71.59%	122,756.62	3,446,497.59	74.14%	891,267.83
30/04/2016	335,520.44	3,421,036.50	3,756,556.94	2,748,686.51	73.17%	123,943.17	3,632,613.77	75.67%	883,927.26
30/04/2017	300,944.76	3,511,966.32	3,812,911.08	2,769,592.76	72.64%	123,471.02	3,689,440.06	75.07%	919,847.30
30/04/2018	303,728.87	3,577,008.25	3,880,737.12	2,879,814.99	74.21%	118,679.17	3,762,057.95	76.55%	882,242.96
30/04/2019	319,410.16	3,691,794.29	4,011,204.45	2,891,796.23	72.09%	117,993.12	3,893,211.33	74.28%	1,001,415.10
30/04/2020	368,193.86	3,797,956.97	4,166,150.83	3,031,053.90	72.75%	117,497.90	4,048,652.93	74.87%	1,017,599.03
30/04/2021	342,642.82	4,103,922.13	4,446,564.95	3,215,462.77	72.31%	125,166.94	4,321,398.01	74.41%	1,105,935.24
30/04/2022	190,868.79	4,100,426.48	4,291,295.27	3,390,662.52	79.01%	122,999.99	4,168,295.28	81.34%	777,632.76
30/04/2023	126,583.34	4,233,700.17	4,360,283.51	3,395,890.88	77.88%	125,958.92	4,234,324.59	80.20%	838,433.71
2023/2024									
31/07/2023	142,153.16	4,382,873.66	4,525,026.82	308,451.91	6.82%	120,099.99	4,404,926.83	7.00%	4,096,474.92
31/08/2023	142,153.16	4,383,909.09	4,526,062.25	1,515,924.65	33.49%	121,534.36	4,404,527.89	34.42%	2,888,603.24
30/09/2023	142,153.16	4,385,615.64	4,527,768.80	1,758,091.76	38.83%	122,018.73	4,405,750.07	39.90%	2,647,658.31
31/10/2023	142,153.16	4,390,966.56	4,533,119.72	1,851,869.09	40.85%	122,524.98	4,410,594.74	41.99%	2,558,725.65
30/11/2023	142,153.16	4,392,639.21	4,534,792.37	2,361,108.41	52.07%	122,863.63	4,411,928.74	53.52%	2,050,820.33
31/12/2023	142,153.16	4,396,812.09	4,538,965.25	2,605,123.55	57.39%	123,538.63	4,415,426.62	59.00%	1,810,303.07
31/01/2024	142,153.16	4,398,517.40	4,540,670.56	2,684,988.49	59.13%	123,623.01	4,417,047.55	60.79%	1,732,059.06
28/02/2024	142,153.16	4,399,931.98	4,542,085.14	3,248,742.35	71.53%	124,379.26	4,417,705.88	73.54%	1,168,963.53
31/03/2024	142,153.16	4,401,804.31	4,543,957.47	3,437,455.71	75.65%	124,379.26	4,419,578.21	77.78%	982,122.50
30/04/2024	142,153.16	4,403,110.05	4,545,263.21	3,546,811.74	78.03%	124,379.26	4,420,883.95	80.23%	874,072.21

Recommendation

That the Finance Report as at 30 April 2024 be received and noted.

..... MAYOR GENERAL MANAGER.



5.3 EXECUTIVE MANAGER, ENGINEERING & TECHNICAL SERVICES' REPORTS

- ES1) [SHIRE ROADS RESHEETING, STABILISATION AND MAINTENANCE](#)
- ES2) [ROADS TO RECOVERY PROGRAMME 2023/2024 \(F.02-02, SC178\)](#)
- ES3) [BLOCK GRANT – 2023/2024 \(R.07-03, SC330\)](#)
- ES4) [TOWN WORKS \(F.02-02, SC178\)](#)
- ES5) [STINSON STREET SUBDIVISION \(S.16-05, SC1418\)](#)
- ES6) [LRCIP 3 – YORK STREET, MARRAR – KERB AND GUTTER \(G.03-72-03, SC1414\)](#)
- ES7) [PARKS AND GARDENS \(P.01-01, SC513\)](#)
- ES8) [BIOSECURITY WEEDS REPORT \(N.02-01, SC284\)](#)

5.3 EXECUTIVE MANAGER, ENGINEERING & TECHNICAL SERVICES' REPORTS

ES1) SHIRE ROADS RESHEETING, STABILISATION AND MAINTENANCE

The following roads have received maintenance attention:

- Rands Tank Road
- Chants Lane
- Manglesdorf Lane
- Stinsons Lane
- Tilyards Lane

The following roads have received Resheet attention:

- Stewarts Lane

All three grader gangs are on the unsealed network with gangs 1 & 2 alternating between resheets and maintenance and gang 3 solely on maintenance.

ES2) ROADS TO RECOVERY PROGRAMME 2023/2024 (F.02-02, SC178)

1) RANNOCK ROAD RECONSTRUCTION (29.56 – 29.82KM) 36KM

Reconstruction works including formation widening and correction, stabilization and sealing have now been completed.

2) LONSDALES LANE – CONSTRUCTION (0.0 – 2.5KM) 2.5KM

Council staff have returned to the final 500m section of this unformed road to gravel and make all-weather trafficable.

3) HODGES LANE AND LYNE STREET, MARRAR – RECONSTRUCTION

Sections of these two local sealed roads totaling 2,784m² have been reconstructed following deterioration as a result of extended wet weather and concentrated heavy vehicle movements. To cater for the ongoing heavy vehicle movements the pavement design has been elevated to a 300mm pavement.

ES3) BLOCK GRANT – 2023/2024 (R.07-03, SC330)

- 1) ARDLETHAN ROAD RECONSTRUCTION (30.45 – 31.08 + 52.66 – 53.64KM)
1.61KM

Formation corrections, stabilization and sealing works have been performed and line marking will be scheduled for upcoming program.

ES4) TOWN WORKS (F.02-02, SC178)

- 1) YITHAN STREET – WEST SIDE (BARELLAN PARK) PATH

Contractors have completed the construction of a concrete path, 180m x 1.8m wide.

- 2) STINSON STREET – NORTH SIDE (BRUCE – LEWIS) PATH

Contractors have commenced construction of a concrete path 125m x 2.1m wide. Works are progressing well and anticipated to be completed near meeting day

ES5) STINSON STREET SUBDIVISION (S.16-05, SC1418)

Kerb and gutter foundation works have been completed and pouring of kerb and gutter is scheduled to occur prior to meeting day. Backfilling at front and rear of kerb and gutter will follow these works with intention to have development finalized by the end of this financial year.

ES6) LRCIP 3 – YORK STREET, MARRAR – KERB AND GUTTER (G.03-72-03, SC1414)

Contractors have completed the kerb and gutter foundation preparation prior to pouring of kerb and gutter which is scheduled to occur after the Stinson Street subdivision works.

ES7) PARKS AND GARDENS (P.01-01, SC513)

Over recent weeks and following the receipt of a Tree and Open Space Audit, Council's Parks and Gardens staff have accomplished the following recommendations:

- Treated beetle impacted trees
- Sprayed grassed black beetle infested areas
- Repair dead grassed areas with turf and topdressing
- Repair Cowabbie Street entrance (Orr Street – Wade Street) garden bed irrigation
- Spray broad leaf in irrigated grassed areas
- Fertilize irrigated grassed areas
- Hazardous tree removal and trimming of limbs
- Dead tree replacement
- Bark chipping of garden beds
- Thompson Sporting Fields treatment including the following:
 - Aeration
 - Black beetle spraying
 - Broadleaf spraying
 - Fertilizer spreading
 - Sprinkler head repairs

These works will result in an elevated standard of our open space areas compared to the last 12 months and Council Staff will continue to work through the Audit recommendation over coming years.

Recommendation

That Council note the reports titled ES1 to ES7 received and noted.

ES8) BIOSECURITY WEEDS REPORT (N.02-01, SC284)

Biosecurity Weeds Officer Reports

Activities

- High-risk roadways inspected across the Shire.
- Staff have completed roadside inspections of high risk sites and pathways
- Coolatai inspected and treated, no new sites found.
- Planning under way for Boxthorn spraying in and around Coolamon, Ganmain, Matong and Ardlethan.

- Riverina field days at Griffith attended as part of the Weed Action Program targets.
- Road shoulders sprayed.
- Tree suckers spraying complete.

WAP Targets Addressed:

- 1.1 High risk species and pathways identified and managed.
- 1.22 Discussion of High Risk Weeds list at Regional level.
- 2.1 Timely detection of new incursions.
- 2.11 Regional inspection program implemented. High-risk sight inspection.
- 3.22 Impacts reduced, (control applied) to priority pathways.

Recommendation

That the report be received and noted.

5.4 EXECUTIVE MANAGER, DEVELOPMENT & ENVIRONMENTAL SERVICES' REPORTS

HS1) [DEVELOPMENT ACTIVITY REPORT FOR THE PERIOD ENDING 30TH APRIL 2024 \(B.05-03, SC58\)](#)

HS2) [COUNCIL BUILDING AND LAND ASSET MANAGEMENT INVENTORY REPORT \(A.11-01, SC33\)](#)

5.4 EXECUTIVE MANAGER, DEVELOPMENT & ENVIRONMENTAL SERVICES' REPORTS

HS1) DEVELOPMENT ACTIVITY REPORT FOR THE PERIOD ENDING 30TH APRIL 2024 (B.05-03, SC58)

Summary

This report advised of the Development Application activity for the month of April 2024.

Application Number	Type	Address	Determination	Value
DA 2024/05	Garage	26 Cassiterite Crescent, Ardlethan	Approved 02/04/2024	\$12,000.00
DA 2024/07	2 x Sheds	7 Bygoo Street, Ardlethan	Approved 18/04/2024	\$45,000.00
TOTAL:	2			\$57,000.00

Financial Implications

There are nil financial implications to Council as a result of this report.

Consultation

Applications have been notified and exhibited in accordance with Council's Development Control Plan as required.

Recommendation

That Council receive and note this report on development activity for the period up to 30th April 2024.

HS2) COUNCIL BUILDING AND LAND ASSET MANAGEMENT INVENTORY REPORT (A.11-01, SC33)

Summary

- ◆ Council staff present the 2024/2025 Council Building and Land Asset Management Inventory Report to be tabled. [Attachment No. HS2](#)

Background

The annual inspection of all buildings and land assets has been carried out with the 2024/25 Council Building and Land Asset Management Inventory Report now being finalised. This document is now tabled for Councils information.

Council Staff will continue to utilise these documents as the primary method to identify upcoming and/or required works across the majority of Council's assets. This will assist in the preparation of forthcoming budgets, particularly in regards to ensuring that sufficient maintenance, repair and operational budgets are provided.

Financial Implications

The financial implications associated with this report will be required to be addressed via allocated general revenue funds or state and federal grants and will form part of the annual budgetary review process with the elected Council.

Recommendation

That Council note the report titled Council Building and Land Asset Management Inventory Report.